












AS 21 2T ES

AS MOTOR



									
51 cm	max. 80 cm	55 – 80 mm 2 + 4x	AS 2-stroke- ES-engine 165 ccm	4,0 kW (5,4 hp) 3.800 min ⁻¹	4,4 kW (6,0 hp) 4.500 min ⁻¹	2 WD	2,4 km/h	1.200 m ² /h	54 kg



